

Catania, march 8, 2024

CATANIA

ENTREPRENEURIAL CITY

Uni
ct

Rosario Faraci

*Professor of
Business
Economics and
Management*

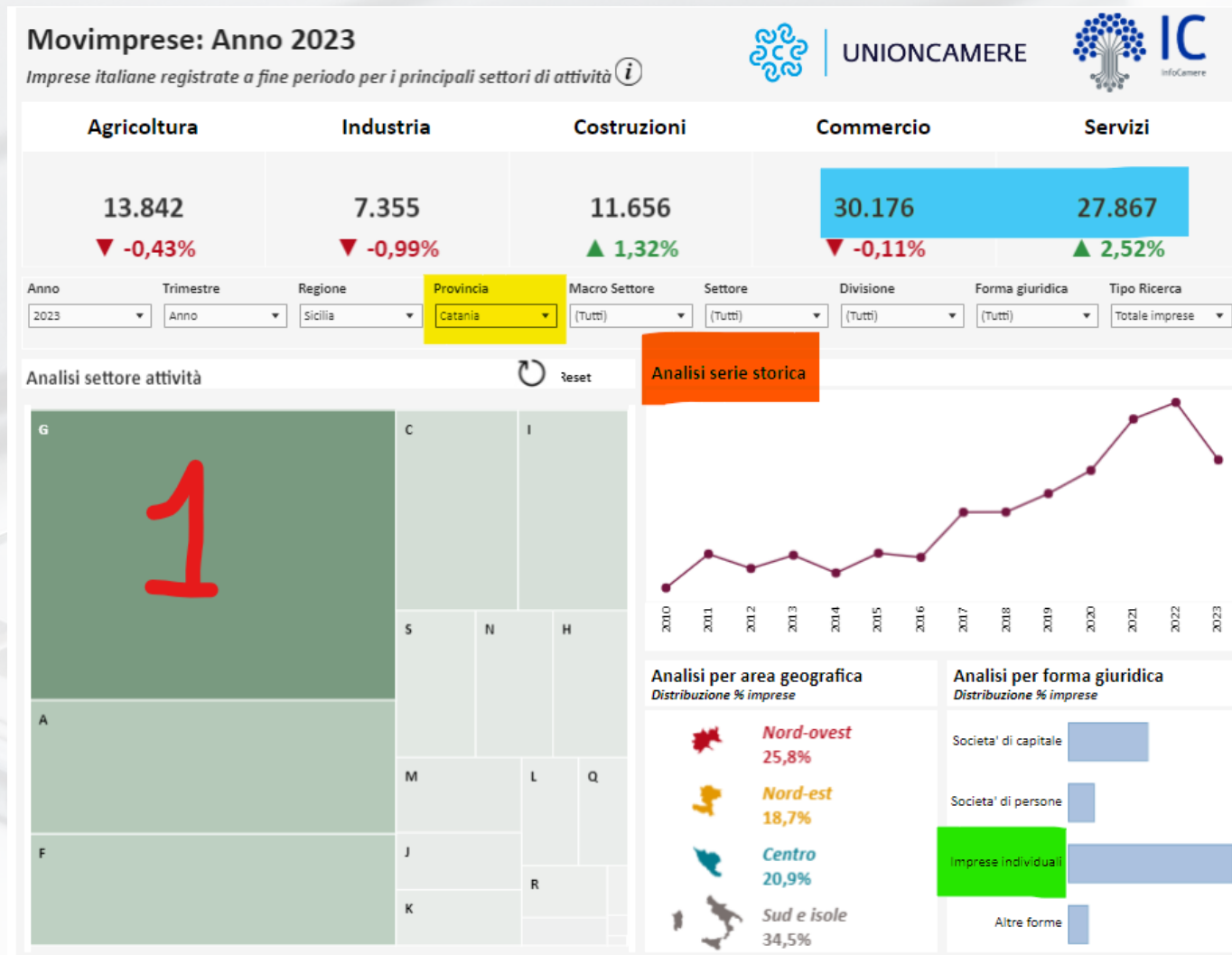
*Delegate of the
Rector for
Academic
Entrepre-
neurship*



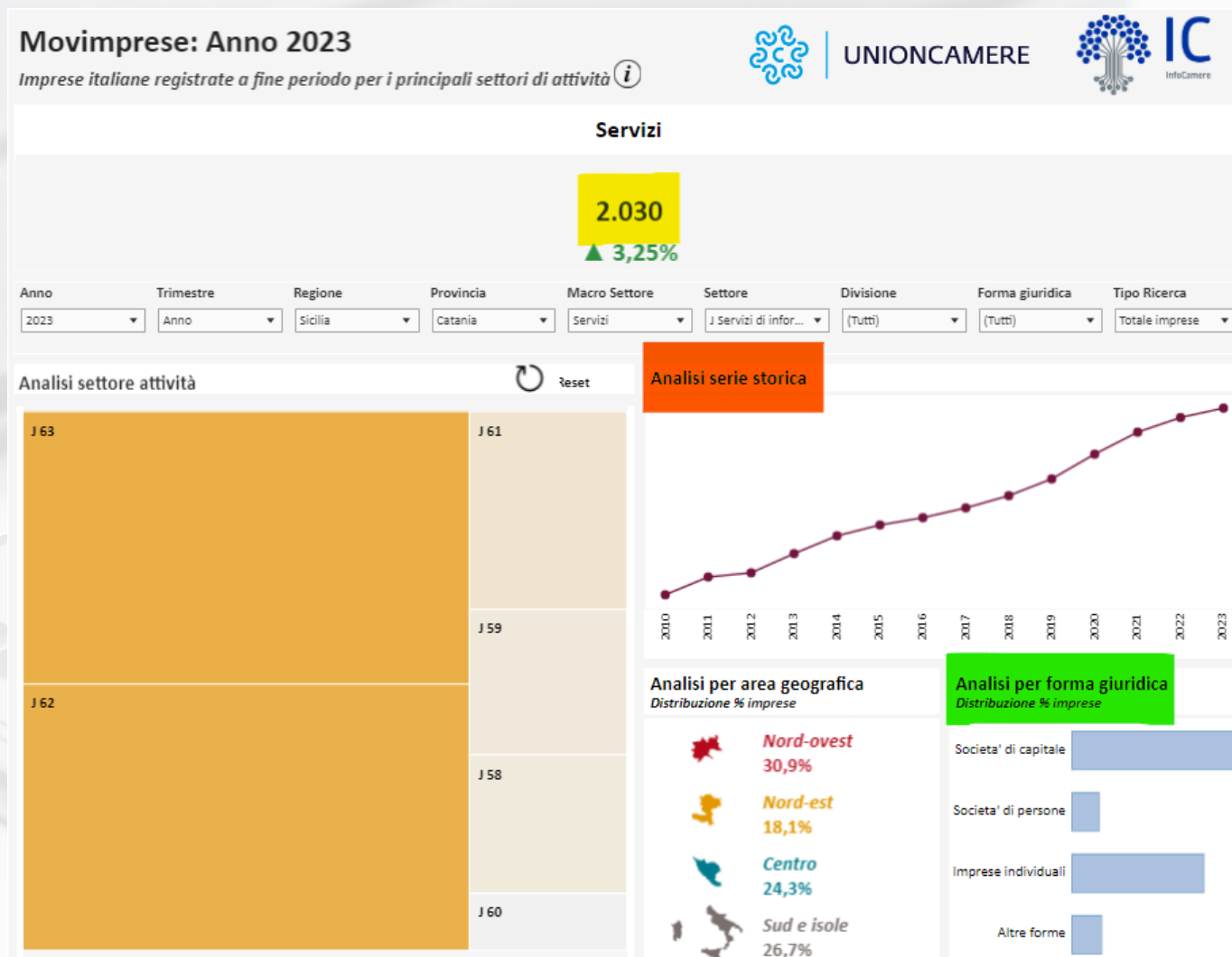
The Dashboard of **Entrepreneurship**

Metrics about businesses and firms of the province of Catania

The big picture



A focus on ICT



Metrics of Entrepreneurship

THE BEST POSITIONING OF CATANIA IN THE WELL-KNOW RANKINGS

Data about the province of Catania

16°

n° of firms led by **under-35 years** people every 100 registered businesses

6°

Net enrollment rate of firms in the Business Register held by the Chamber of Commerce

14°

n° of dismissed firms every 100.000 active businesses

22°

n° of **innovative startups** every 1.000 limited companies

23°

n° of **innovative startups and SMEs** every 100.000 registered businesses

In Italy, out of 107 available provinces

My **survey** on Entrepreneurship

Data and information about the province of Catania

- Data extended to an horizon time of 10 years
- **Entrepreneurship at all** (new entrepreneurship, corporate entrepreneurship, and outside entrepreneurship)
- Focus on **innovative** entrepreneurship
- Focus on **academic** entrepreneurship

New Entrepreneurship

GENERATIVITY

+5.80%

superior to the average of ITA and Sicily

Birth of new firms out of total firms in 10 years (average)

+5.91%

superior to the average of ITA and Sicily

Growth rate (2013-2022) of the registered businesses at the Chamber of Commerce

0.58%

superior to the average of ITA and Sicily

Compound annual growth rate (2013-2022) of the registered businesses at the Chamber of Commerce

*Sources: BenVivere, Italia Oggi & Sole 24 Ore
Infocamere Movimprese*

Corporate Entrepreneurship

COMPETITIVENESS

ANALYSIS ON A SAMPLE OF 3.000 FIRMS WITH REVENUES > 1 ML €

out of a total of 35.527 firms, except those in liquidation and bankruptcy and with no balancesheets available before 2020 - **time horizon: 10 years**

size - average revenues 4,2 ml € - average employees: 20

+131.93%

REVENUE growth rate
10 years

+8.78% CAGR on annual basis

+110.5%

EMPLOYEES growth rate 10
years

+7.73% CAGR on annual basis

22.54%

VERTICAL INTEGRATION
DEGREE (10 years average)

8.33% EBITDA MARGIN (10 years average)

+13.49% EBITDA MARGIN growth
rate (10 years)

Outside Entrepreneurship stories

Sources: Data and information from multiple sources

ATTRACTIVENESS

Investments in the province of Catania

- Governmental Investments (PNRR on Next Generation EU Programme) - Funds: € 185,486 ml (March 2,2024)
- Private Investments facilitated and supported by the Government (i.e. ST Microelectronics, 3 SUN) € 730ml + 630 ml (700+550 employees)
- Private Investments: i.e. ZOETIS-Pfizer (USA); Iberdrola (Spain) going to invest in a 2Gw photovoltaic system
- **ReShoring** Catania
- **GiveBack** Catania

Innovative Entrepreneurship

DATA ON INNOVATIVE STARTUP AND SMES

INNOVATIVENESS

244

INNOVATIVE STARTUP
always growing since
2020

average: **21** per year

48

INNOVATIVE SMES

average: **5** per year

37,24 ml

TOTAL REVENUES

289

EMPLOYEES

99,61 ml

TOTAL REVENUES

614

EMPLOYEES

*in 10 years the average of innovative startups out of the total of limited companies has been **1.28%**, superior to the average of Sicily (0.96) and Italy (1.06)*

Source: Registro StartUp & AIDA Bureau Van Dijk, December 2023

Academic Entrepreneurship

NUMBER OF GRADUATES WHO START AN
ENTREPRENEURIAL ACTIVITY OUT OF THE TOTAL OF
GRADUATES AT UNIVERSITY OF CATANIA

11.07%

within a year from
graduation **CATANIA**

+0.74% CAGR on annual basis

10.43%

within a year from
graduation ITALY

+0.40% CAGR on annual basis

22.15%

within 5 years from
graduation **CATANIA**

-1.50% CAGR on annual basis

21.37%

within 5 years from
graduation CATANIA

-1.81% CAGR on annual basis

Catania, february 14th, 2024

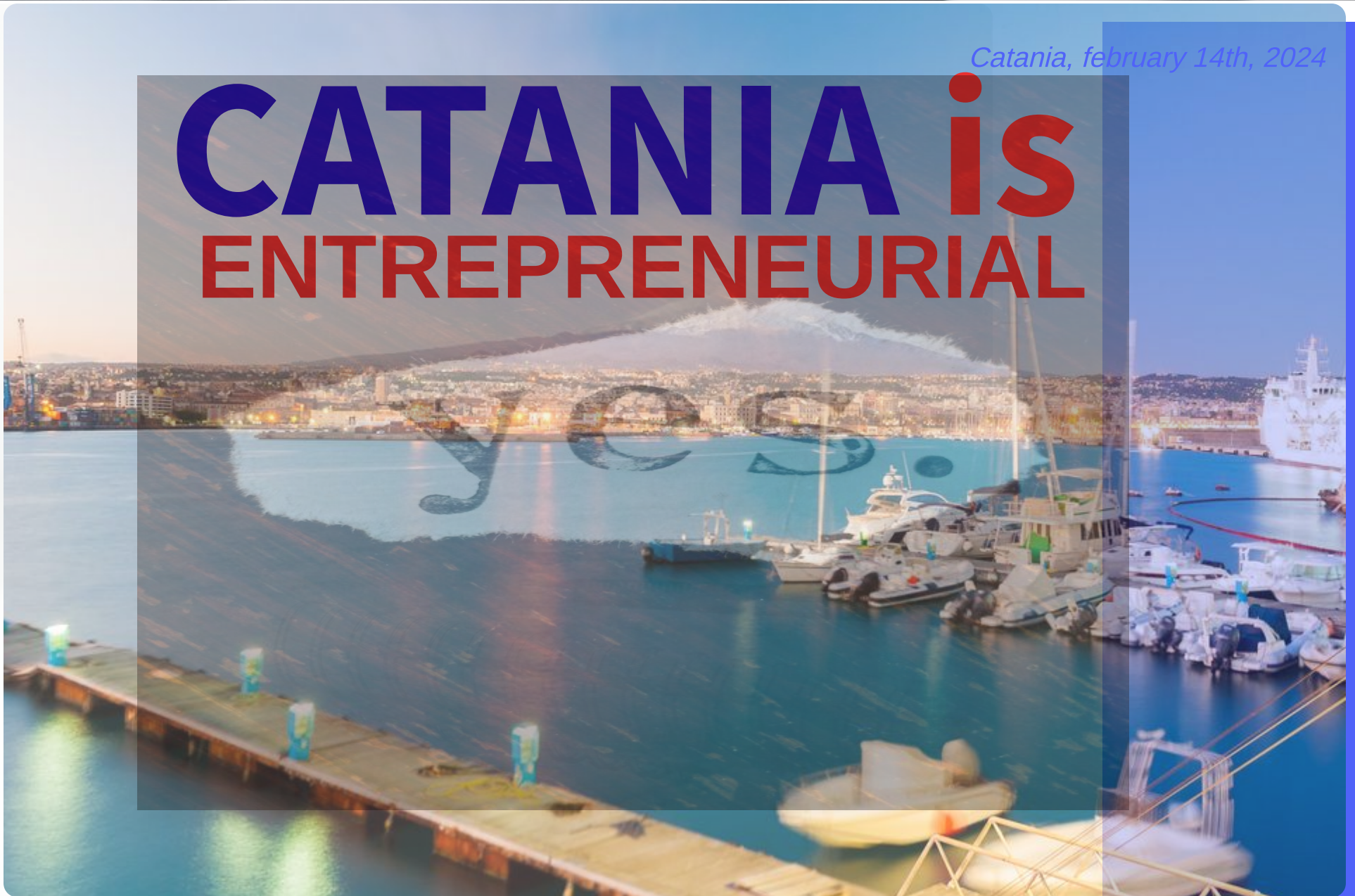
CATANIA **is** ENTREPRENEURIAL

Uni
ct

Rosario Faraci

*Professor of
Business
Economics and
Management*

*Delegate of the
Rector for
Academic
Entrepre-
neurship*



Focus on Catania the Capital of Science, Technology and Innovation

CATANIA



Appunti
di lavoro

INNOVAZIONE

ct

Stakeholders invited by the Mayor Enrico Trantino

> University of Catania

> Large firms

> **ICT Firms**

> Secondary Schools

> Incubators & Co-Working

Three Tables

PROMOTED BY THE METROPOLITAN AREA OF CATANIA

A re-organization of the stakeholders invited by the Mayor Enrico Trantino

**Catania
Entrepreneurial
& Innovative
City**

*to
promote innovation
on a large scale*

**Catania
Smart &
Learning City**

*to
promote partnerships
among firms and
institutions*

**Catania
Digital & Tech
City**

*to promote national
or international
events on innovation*

Catania, february 14th, 2024

CATANIA is AN ENTREPRENEURIAL ECOSYSTEM

Uni
ct

Rosario Faraci

*Professor of
Business
Economics and
Management*

*Delegate of the
Rector for
Academic
Entrepre-
neurship*

Persons
&
Coalitions

Networks

Spaces &
Locations

Leaders
&
Influencers



The local
community
at large

to make a
difference

to have an
impact

Thank you so much



Uni
ct

Rosario Faraci